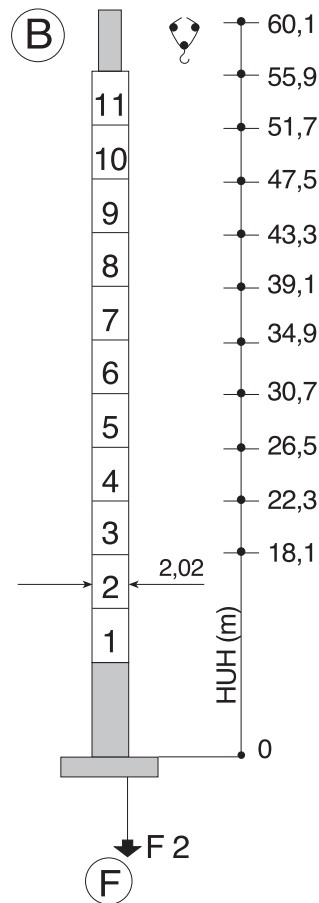
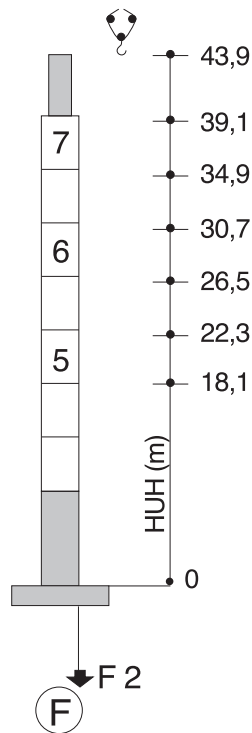
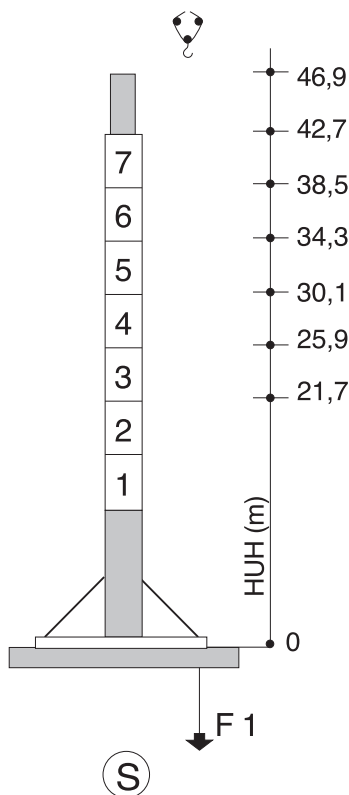
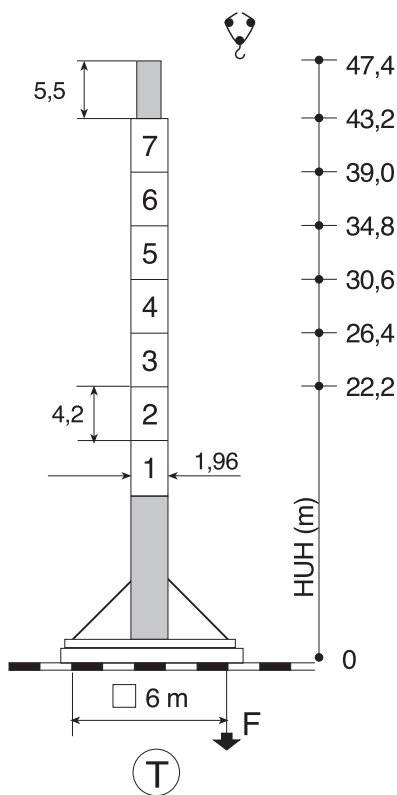
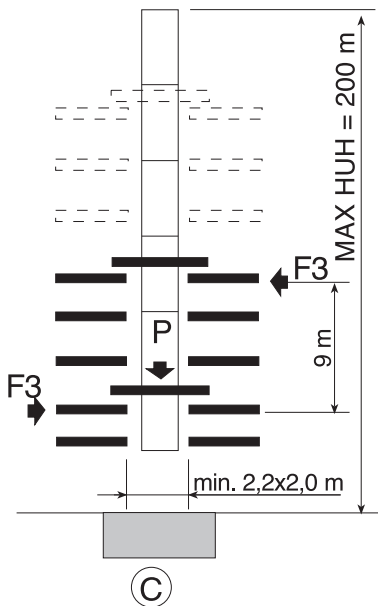


H (m) TORRE - TOWER



CONSULTARCI PER ALTEZZE SUPERIORI A QUELLE INDICATE



PESO TOTALE GRU ALLA MASSIMA ALTEZZA CRANE TOTAL WEIGHT AT MAX FREE STANDING HEIGHT		TON	
(T)	TRASLANTE TRAVELLING	64	
(S)	APPOGGIATA STATIONARY	61	
(F)	FISSA FIXED ON PLINTH	B	82
			50
(C)	RAMPANTE CLIMBING	44	

380/440 V 50/60 HZ	ARGANO WINCH	POTENZA MAX MAIN SUPPLY	GRUPPO GEN. GEN.
	40 HP	50 KVA	85 KVA
	50 HP	65 KVA	100 KVA

	F	F1	F2	F3
F	71	52	113	44
B	-	-	222	56

F= Forze massime in t
Forze calcolate con vento fuori servizio a 37 m/s

Max force in t
Forces calculated with wind out of service at 37 m/s



INVERTER DI SERIE ARGANO HOISTING WINCH	HP 40	HP 40		HP 50	
		R 35,5 m/min	Kg	R 33 m/min	Kg
	60	2000	65	2500	
	30	6000	32	6000	
	6	6000	7	6000	
	30	4000	32	5000	
	15	12000	16	12000	
	3	12000	3,5	12000	

I DATI NON SONO IMPEGNATIVI E POSSONO ESSERE MODIFICATI IN QUALSIASI MOMENTO SENZA PREAVVISO.
THE DATA CAN BE CHANGED IN EVERY MOMENT WITHOUT NOTICE.

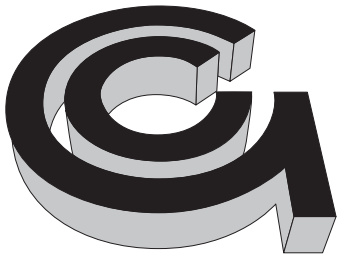
	RCO	0,7 rpm	3x65 Nm
	INVERTER R 43	0-55 m/min	4 KW
	R 68	25/50 m/min	2x 35/35 Nm

Mod. M.C. 2000 - Grafica Anselmino DeGretta - Tel. 081 530 70 95



G.C. s.p.a.

Via S. Gennariello, 26 - 80040 POLLENA TROCCHIA (NA) - ITALY
Telefono 081 897 20 52 (PBX 3 linee) - Fax 081 530 22 92
E-mail: info@gcitalia.com Internet: http://www.gcitalia.com

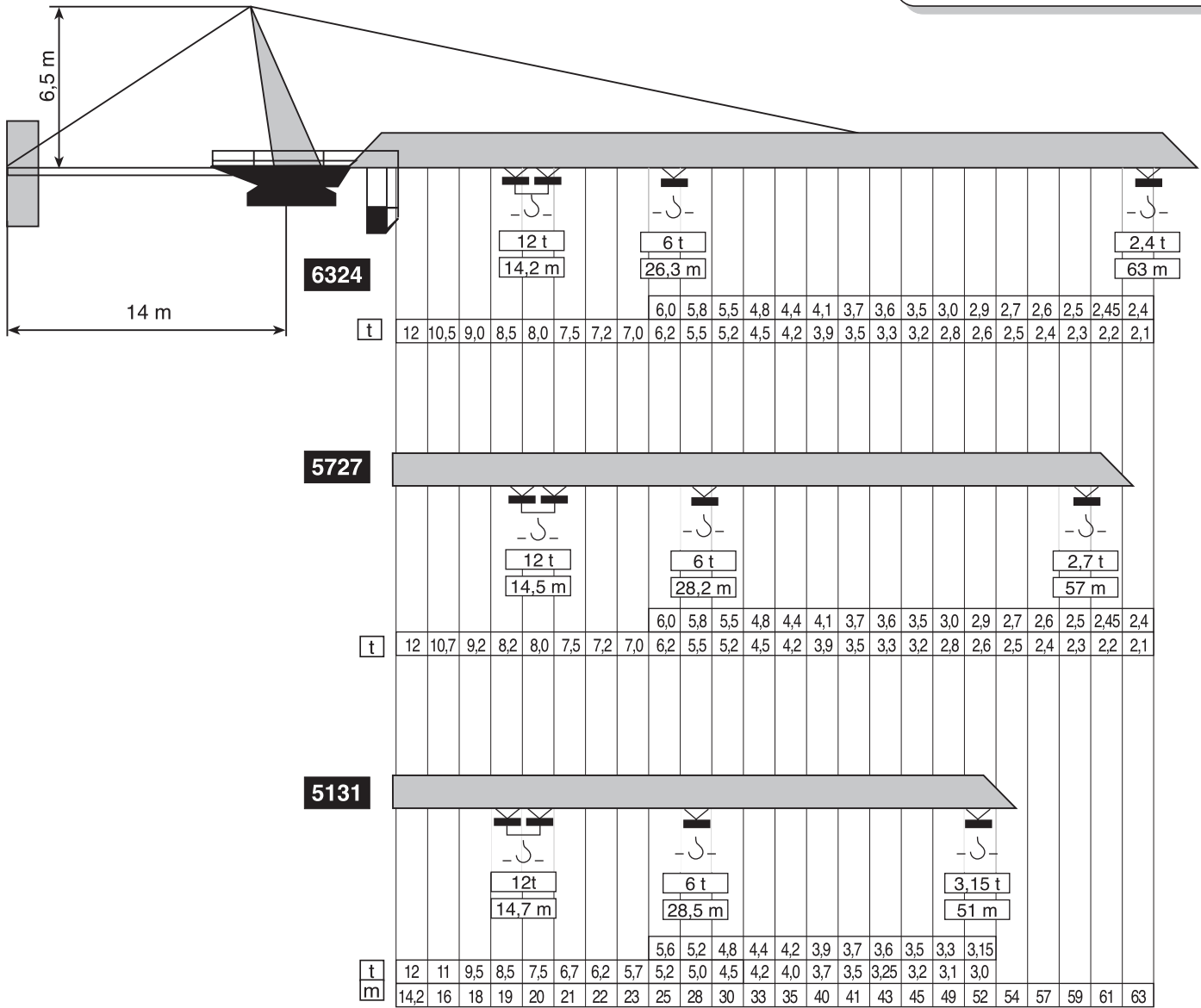


SINCERT



G.C. s.p.a.

MK 200



ALTEZZA MASSIMA CON ANCORAGGI MT. 200.
200 METER MAX. POSSIBLE HEIGHT WITH ANCHORING FRAME.

