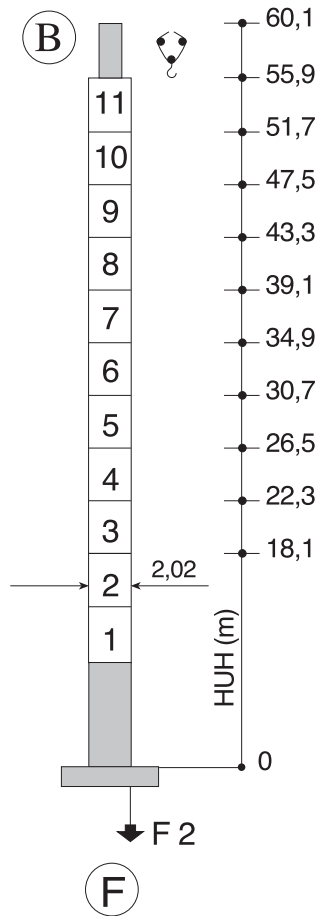
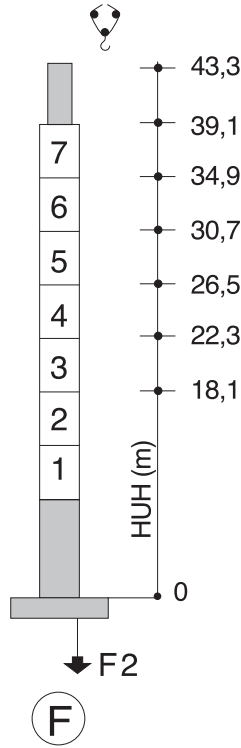
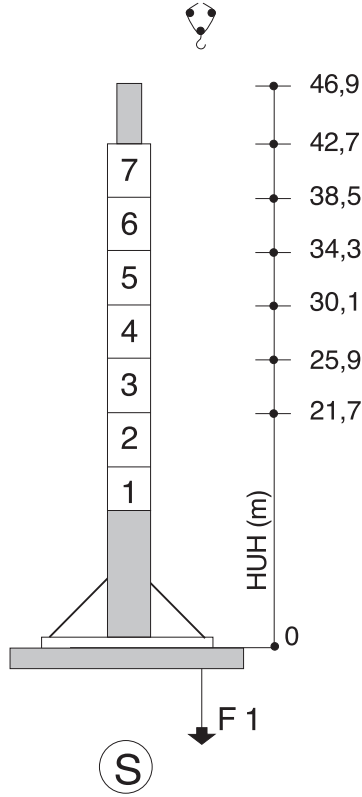
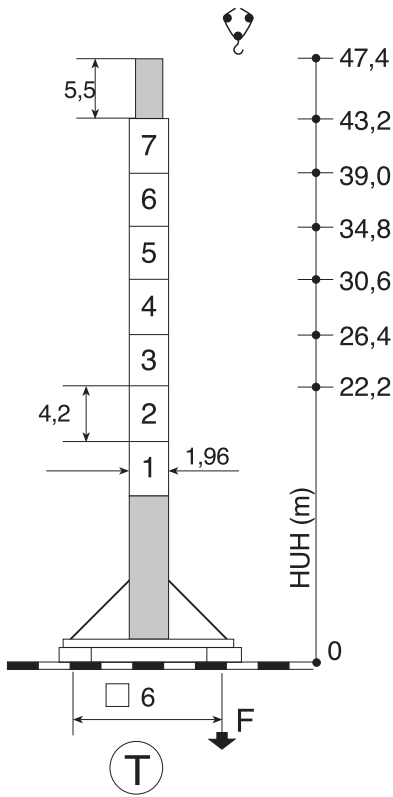
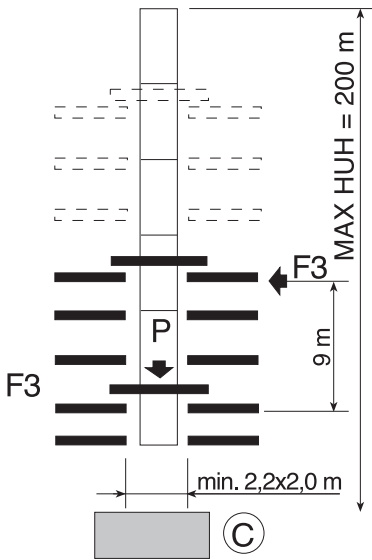


H (m) TORRE - TOWER



CONSULTARCI PER ALTEZZE SUPERIORI A QUELLE INDICATE



PESO TOTALE GRU ALLA MASSIMA ALTEZZA CRANE TOTAL WEIGHT AT MAX FREE STANDING HEIGHT		TON
(T)	TRASLANTE TRAVELLING	60
(S)	APPOGGIATA STATIONARY	57
(F)	FISSA FIXED ON PLINTH	48
		(B) 80
(C)	RAMPANTE CLIMBING	39

380/440 V 50/60 HZ	ARGANO WINCH	POTENZA MAX MAIN SUPPLY	GRUPPO GEN. GEN. UNIT.
	40 HP	50 KVA	85 KVA
	50 HP	65 KVA	100 KVA

	F	F1	F2	F3
	71	52	113	44
B	-	-	220	52

F= Forze massime in t
Forze calcolate con vento fuori servizio a 37 m/s

Max force in t
Forces calculated with wind out of service at 37 m/s

INVERTER DI SERIE	HP 33 R 35.5	HP 50 R 33	m/min		Kg	
				60	65	2000
				30	32	4000
				6	7	4000
				30	32	4000
				15	16	8000
				3	3,5	8000

I DATI NON SONO IMPEGNATIVI E POSSONO ESSERE MODIFICATI IN QUALSIASI MOMENTO SENZA PREAVVISO.
THE DATA CAN BE CHANGED IN EVERY MOMENT WITHOUT NOTICE.

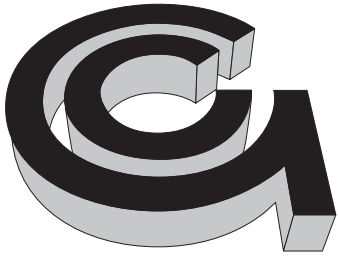
	RCO	0,7 rpm	3x65 Nm
	INVERTER R 43	0-55 m/min	4 KW
	R 68	25/50 m/min	2x 35/35 Nm



G.C. s.p.a.

Via S. Gennariello, 26 - 80040 POLLENA TROCCHIA (NA) - ITALY
Telefono 081 897 20 52 (PBX 3 linee) - Fax 081 530 22 92
E-mail: info@gcitalia.com Internet: http://www.gcitalia.com



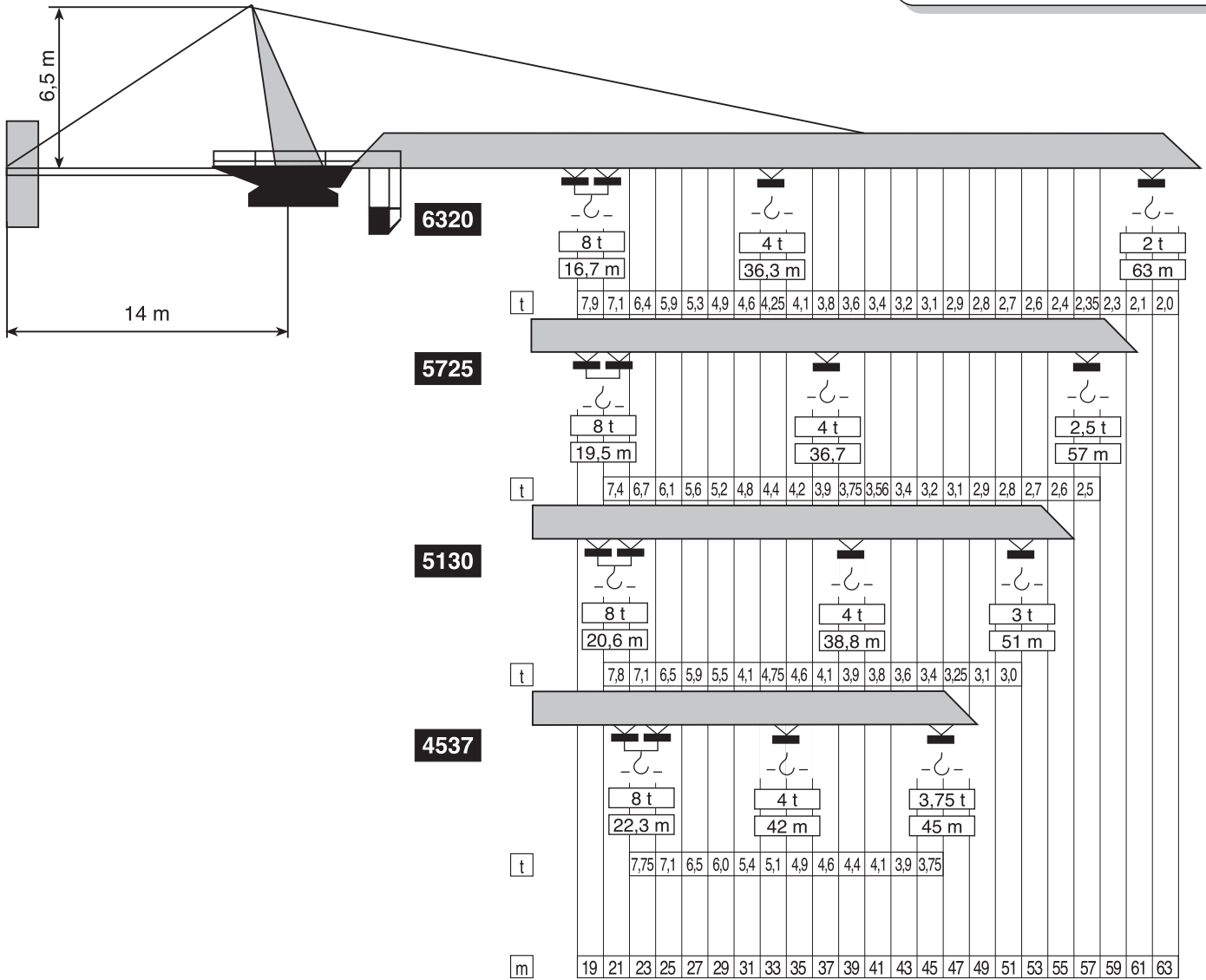


SINCERT



G.C. s.p.a.

MK 160



ALTEZZA MASSIMA CON ANCORAGGI MT. 200.
200 METER MAX. POSSIBLE HEIGHT WITH ANCHORING FRAME.

